

Positive Displacement Flow Meter

GF200 Series - Low Flow

Introduction

GF200 positive displacement flow meter measures the flow on the volumetric principle, in which gearwheels is moved proportional to the flow rate. The movement of the gearwheels is measured through the enclosing housing wall by a sensor.

Designed for very low flow applications, the GF100 can measure as low as 0.005GPM. High pressure rating, high accuracy and repeatability, as well as wide measuring range make it ideal for lubricating or non-lubricating fluids.



Features

Min. Flow: 0.005 GPM

High pressure rating

Higher trundown

High accuracy and repeatability

Applications

Hydraulic / lubricating system

High-viscosity fluid dosing

Test bench

Chemical processing

Oil & Gas

Specifications

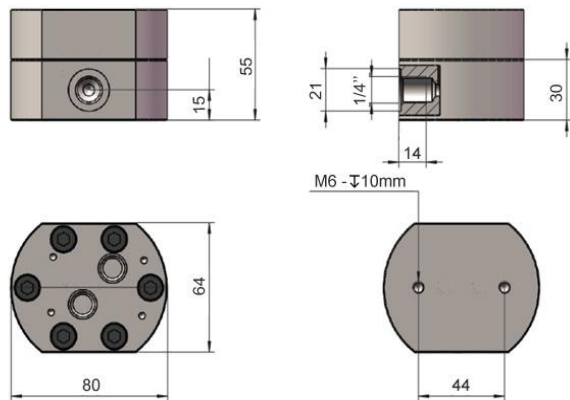
Applicable Medium	Medium to high viscosity fluids
Accuracy	±0.5% of reading (turndown ratio 10:1) ±1% of reading (measuring range)
Repeatability	±0.1% of reading
Pressure Rating	See measuring range below for details
Ambient Temperature	-40...85°C / -40...185°F
Medium Temperature	-40...100°C / -40...212°F (See order ocde for higher options)
Materials	Body: 316 stainless steel Gear: 316 stainless steel Sealing: FPM (optional NBR, PTFE) Bearing: SS ball bearing

Measuring range

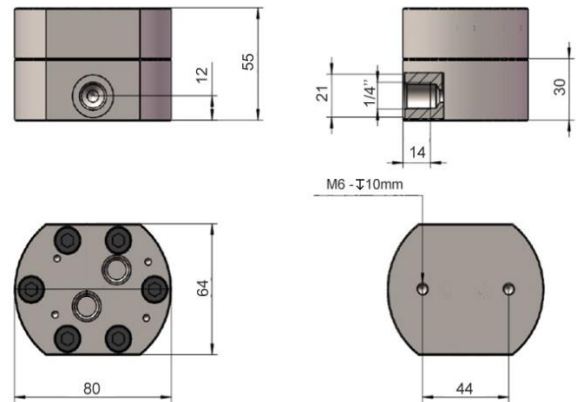
Part Code	End Fitting	Measuring Range (gal/min)	Measuring Range (L/min)	K Coefficient (IMPULSE/L)	Max. Filter Diameter (Micron)	Max. Pressure	
						psi	bar
R05	1/4" (NPT / G)	0.005...0.5	0.02...2	40000	30	10000	690
R08	1/4" (NPT / G)	0.008...0.8	0.03...3	13500	30	10000	690

Dimension in mm

Measuring range: R05



Measuring range: R08



Order Code

Example: GF100-R7GFFS

1. Model

GF200- Positive Displacement Flow Meter - Low Flow

2. Measuring range

R05 0.005...0.5 GPM
R08 0.008...0.8 GPM

3. End Fitting

GF G female thread
NF NPT female thread
S Other connections on request

4. Sealing Material

F FPM (standard)
B NBR
P PTFE

Electronics

1. Model

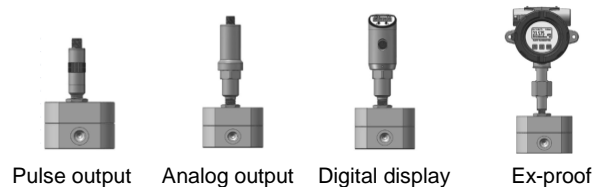
S2000- For positive displacement flow meter

2. Output

P1 Pulse output
P2 Linearized pulse output
A Analog output (4...20mA)
D Digital transmitter
E Ex-proof transmitter

3. Temperature

T1 -40...200°F (-40...100°C)
T2 -40...300°F (-40...150°C)
T3 -40...450°F (-40...230°C)



Electronics**1. Model**

S2000D- Dual-sensor for positive displacement flow meter

2. Output

P1 Single pulse output with 4 x pulse resolution
P2 Dual-pulse Output
(Quadrature signal with 90° phase shift)
A 4...20mA + flow direction detection
V -10...10V + flow direction detection

3. Temperature

T1 -40...200°F (-40...100°C)
T2 -40...300°F (-40...150°C)
T3 -40...450°F (-40...230°C)



Dual pulse output

[See electronics datasheet for details](#)