Compact Flow Monitor M10 Series

M10 is designed to work with flow meters to display the instantaneous flow and to record the total flow. 16-digital of total flow indication makes it possible to control the value for a long operation time. The relay output could be programmed depending on the instantaneous flow, batcher, or total flow.



Work with turbine and PD flow meters for flow display and control

6-bit LED

Instantaneous and total flow display

1 pulse input

1 relay output

24VDC output

Modbus RS485

Specifications

Power supply	24VDC; 85…260VAC
Power Consumption	Max. 4.5VA
Display	6-digit LED; 6 x 9mm
Display Range	0…999999 + decimal point
Accuracy	Flow: flow meter's accuracy
	Frequency: 0.02%
Readout accuracy	Instantaneous flow: selected from 0…0.00000 of unit
	Total flow: selected from 0…0.000 of unit
Input	Fully isolated pulse
Input Levels	Low level: 0…1V
	High level: 10…30V
Total flow capacity	$4x10^9 m^3$ (Max. 15 significant digits)
Units	Instantaneous flow: L/s, L/min, L/hr, m^3/s, m^3/min, m^3/hr
	Total flow: L, m^3
Pulse waiting time	Programmable from 0.1 to 39.9 seconds
Output	Relay: I_{max}=1A, U_{max}=30VDC/250VAC(cos =1)
Power supply output	24VDC +5% or -10% / Max. 100mA. Stabilized.
Communication	RS-485, 8N1 and 8N2, 1200…115200 bit/s
	Modbus RTU (not galvanically isolated)
Operating temperature	32…120°F (0…50°C)
Protection class	Front panel: IP65
	Case and connection claps: IP20
Dimensions	Case(D x W x H): 97 x 72 x 36 mm Panel cut-out dimensions: 66.5 x 32.5 mm Installation depth: Min. 102mm Board thickness: standard 7mm

Dimensions in mm

Panel cut-out

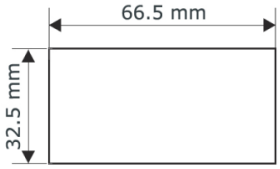

Front view

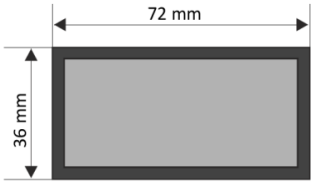

Side view

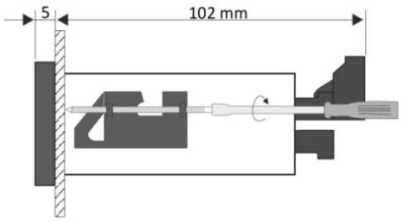

Wiring

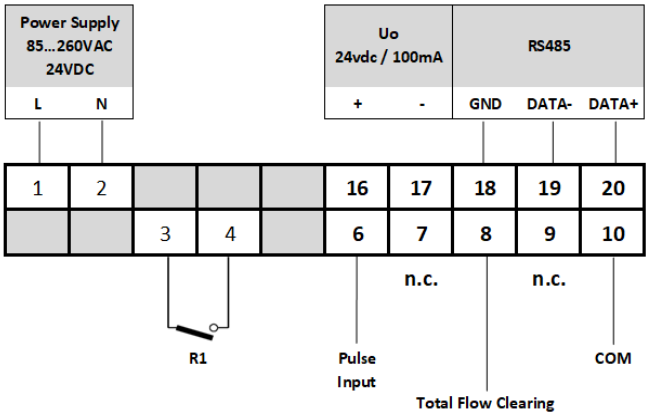

Order Code

M10-D	Power supply: 24VDC
M10-A	Power supply: 85…260VAC)

Accessory - mounting plates

MP-01 Mounting plate for M10

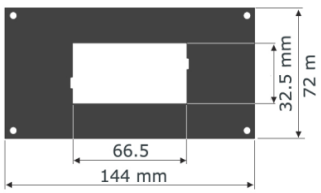

Accessory - Board thickness brackets / adaptors

MB-01 For 1…7mm board thickness (2 pcs)

